




Entrant Booklet



Table of Contents

- About the Awards
- Award Categories
- Awards
- Category Descriptions
- Allan Correy Award
- Eligibility for Entry
- Entry Fees
- Entry Requirements
- Permissions & Acknowledgements
- Judging Criteria
- Submitting an Entry
- Entry Checklist



About The Awards

LDI's National Landscape Design Awards recognise and showcase projects by LDI designers from around Australia.

Members can enter in a range of categories from balcony gardens to rural gardens, residential to commercial landscapes.

The categories are set to reflect the wide range of design work and expertise of our members and the diversity and requirements of their clients.

It is the only national competition for landscape designers in Australia.

Awards will be given to entries receiving the required score from the judges.



Award Categories

Residential

- Innovative Affordability
- Balcony, Courtyard or Rooftop
- Small Garden
- Mid/Large garden
- Rural/Regional Landscape

Public Space Design

- Commercial; open public space, play space, retail, industrial or office space
- Master Planning


Community Contribution

Emerging Designer

Sustainable Design/Landscape Management

Plantscape

- Courtyard, Rooftop or Balcony
- Small, mid or large size garden
- Public Space
- Acreage



Awards

Category Awards

- Gold, Silver and Bronze Awards will be given for the designs in each category which achieve the required scores by the judging panel.

Major Awards

There are also three major awards on offer:

1. Landscape Design of the Year – Residential
2. Landscape Design of the Year – Commercial
3. Landscape Design of the Year – Plantscape

The major awards will only be awarded if there are sufficient entries for the category and if they are awarded a Gold Award for their relevant category.

The Allan Correy Award will be given to the highest scoring entry of those entered, and meeting the criteria set for this award.



Allan Correy Award

LDI was very proud to have Allan Correy as its Patron until he resigned due to poor health in 2012. Allan passed away in May 2016.

The Allan Correy Award is given in his memory to the entrant whose work best represents the values he espoused.

JUDGING GUIDELINES -

All Award entries can be considered for the Allan Correy Award based on the following guidelines.

Does the entry reflect the following values in their work, relative to Allan Correy's vision:

Does their work sooth the human spirit?

Does it celebrate nature?

Do their designs sit 'gently' on the land?

Is there something 'special' or 'unique' about their work?

Has there been an environmentally responsible site evaluation and consideration of environmental impact?

Are their designs compatible with their surrounding environments, both built and natural?

Do their designs consider the long-term sustainability of the site?

And do they consider longevity in their work? Or does their work only hold a temporary value?

Do they cater for natural habitat?

Do they consider site water retention?

Do their designs function well?

Is the work innovative and displaying new ideas in landscape design?

This assessment is separate to other judging. The award will only be given if there is an entry or body of work submitted by a member that the LDI Board believes meets this criteria.

Category Descriptions

- **Residential: Innovative Affordability**

- Balcony under \$10,000
- Courtyard, rooftop, or small garden under \$25,000
- Mid/large garden under \$50,000
- Rural/Regional garden under \$75,000

- **Residential: Balcony, Courtyard or Rooftop**

- Balcony \$10,000 – \$50,000
- Courtyard or Rooftop \$25,000 – \$50,000
- Balcony, Courtyard or Rooftop \$50,000 – \$75,000
- Balcony, Courtyard or Rooftop over \$75,000

- **Residential: Small Garden**

- 35m² – 100m²
- \$25,000 – \$75,000
- over \$75,000

- **Residential: Mid/Large Garden**

- over 100m²
- \$50,000 – \$150,000
- \$150,000 – \$350,000
- over \$350,000

- **Residential: Rural/Regional**

For an area over 100m²

- in a regional or rural area, not adjacent to a built-up area, separated from its neighbours by acreage.

- **Public Space: Commercial**

A commercial landscape design for:

- an open public space
- a play space area
- a retail, industrial or office space

- **Public Space: Master Planning**

A design for a large-scale urban or regional development, residential/planned community, or a master plan for one of these spaces.

A master plan entry must show the entire plan and at least one stage of the master plan must be constructed.

- **Community Contribution**

Designs for diverse needs or pro bono work.

- **Emerging Designers**

A project of any size designed by a member of LDI who graduated in the past 4 years.

Category Descriptions

- **Sustainable Design/Landscape Management**

A project of any size which incorporates principles of sustainability, biodiversity, and beneficial ecology. It must adopt the ethos of the regeneration of the environment and healthy productive principles as an integral part of the design.

- **Plantscape: Courtyard, Rooftop or Balcony**
- **Plantscape: Small, Mid or Large Size Garden**
- **Plantscape: Public Space**
- **Plantscape: Acreage**

Note: Plantscape describes a project with plants as an integral and prominent basis of the design.



Eligibility for Entry

Are you eligible to enter?

- To enter the 2023 Awards you must be a financial member of LDI in either the Member, Professional or Registered Member category.
- Members from other categories can enter pro Bono projects. Members who have graduated in the last 4 years are eligible to enter the Emerging Designers category.
- You must be the principal designer of the project/s you enter.
- If the design is a joint project by two or more LDI members they may enter it as a joint project.
- Students and Affiliate members are not eligible to enter.



Entry Fees

- The entry fee for the Emerging Designers category is **\$100** per entry, for all other categories the fee is:

\$250 per entry for the first & second entries.

\$200 per entry for third & fourth entries,

\$100 for fifth & subsequent entries.

There is no fee for a pro bono design.

- For a single entry the fee is to be paid at the time the entry is submitted.
- For multiple entries the fee can be paid when the final entry is submitted.



Entry Requirements

The following two pages contain the essential entry items. They help the judges to understand the site and the design.

As judging will be made solely on the basis of submitted material, clarity and detail are important.

Please Note – Your name or the name of your business must not appear on any documents submitted. The only identification to be used is your LDI member number. The only exception to this is the client permission form on which your name is stated.

If a word count guideline (or max) is stated for documentation a word count is to be included on the document.

1. Documentation – all written documents should be PDF format

- A title for your entry eg. St Kilda Project. This title is to be used on all documents and images.

- A clear written statement setting out your client's brief and design intent (max 500 words).
- An explanation of the constraints and opportunities of the site including soil, topography, natural vegetation and climate (approx. 200 words).
- Scope of Works (max 500 words).
- The budget range for the project

2. All Entries are to include a Scope of Works, including existing features and companies involved in the design process as well as construction, site location, date of design and installation.

3. Project Cost

- The approximate cost (within categories provided) of the project including design costs and professional services, contractors, materials & plants.

Entry Requirements

4. Photographs

(maximum of 14) to include:

- A range of photographs to fully describe the elements which are covered by the entry.
- The project title and image No. are to be entered when uploading all images.
- Images must be supplied in JPEG format at 300 dpi, and to be minimum 3,500 pixels wide and a maximum 5,000 pixels wide.
- Images should be a minimum of 1MB, and no image should exceed 10MB in size.
- Captions for each image must be provided in a separate sheet and must adhere to copyright and moral right laws.

Photograph resolution.

Up to 4 low resolution images can be provided of the site before construction. Up to 10 high resolution images of the completed project can be submitted.

Please make sure your photographs do not identify the applicant, including through truck or clothing signage.

If your photographs have been taken by a photographer other than the entrant, please label them accordingly so we can acknowledge them correctly.

5. Plans and drawings to clearly illustrate the design.

Please note – these are landscape design awards, not landscape construction awards, so we do not need all the working drawings. You can submit documents to show how the design will work or constraints have been met.


We require:

- Landscape plan including specified materials
- Planting plan & plant schedule
- Materials Schedule
- Section elevation or 3D image
- Plans must be to scale



Permissions & Acknowledgements

- All entrants are required to obtain the permission of their client to enter their property in the awards, including permission to use images and design documentation on LDI sites and in publications. (No client names or address details are shared with the public in any such promotional activity.)
- Entrants are required to provide the names and, if available, the social media links for businesses or individuals who have made a significant contribution to the construction of the design and the photographer who provided images.
Note: These people will be acknowledged in media posts but not on the award.



Judging

Entries are judged based on their:

- Quality of documentation
- Analysis of the site and response to the client brief
- Creativity in design
- Selection of plants & materials

Awards will be given to entries receiving the required score.

The Awards Committee selects a diverse judging panel with extensive knowledge and experience in all fields of the landscape industry. The members of the judging panel are not current LDI members.

To ensure equitable evaluation and judging of projects, a consistent set of judging criteria has been developed. Judges understand that a project may not encompass all aspects of criteria.

Please Note: If you enter a design in more than one category the entries are likely to go to different judges. It is important to include all relevant documents and images with each entry.

A minimum number of entries for each category will be determined by the Awards Committee for each category to be judged. If the minimum number is not received categories will be combined.

An award may not be given in every category. In this case, the Awards Committee will contact the entrant/s prior to the Awards night.

An entry that has previously achieved an AILD or LDI award cannot be entered a second time. Any entry for the same location/client must be significantly different to any previous entry and shall not comprise any element previously judged.

Judging Criteria

The following is a general overview of judging. Full details can be viewed on the LDI Members Login website.

Judges score entries based on the following :

Brief & Site Analysis

Is it a thorough brief?

Constraints and opportunities (soil, topography, natural vegetation, climate, surrounding landscape)

Is there a thorough description of the site?

Is there a thorough description of the scope of the project /works?

Landscape Plan

Is it legible?

Does it look professional?

Does it include

- Levels
- North Point
- Scale
- Site services
- Drainage
- Benchmark

Photographs

Do the photographs document the authenticity of the work?

Materials Schedule

Is it clear & legible?

Does it include

- All soft materials on the plan
- All hard materials on the plan

Materials Selection

Are they compatible with the design style?

Are the materials suitable for the climate & aspect?

Section Elevation or 3D drawing

Does it look professional?

Does it convey the design intent?

Is it correctly indicated on the landscape plan?

Planting Plan

Is it clear & legible?

Is the plan suitable for installation?

Plant Schedule

Is it clear & legible?

Is the schedule suitable for plant ordering?

Note: There is some variation in the judging forms used for the different categories.

Judging Criteria

Plant Selection

Are the plants suitable for the:

- Design style
- Climate
- Location (coastal etc)
- Aspect

Design Skills

Does the design answer all the requirements in the brief?

Is the landscape design compatible with the building design/style?

Does the design have an appealing/considered use of plants?

Is there an appealing balance between soft and hard landscaping?

Are there clever design solutions to the constraints & opportunities?

Is the design exciting & original?



Submitting An Entry

All entries are to be submitted on the entry form located in the members' area of LDI's website.

Documents in PDF format and jpeg images are to be uploaded.


The Client Permission form is to be sent separately to LDI's Executive Officer by email to hello@ldi.org.au.



**The deadline for entries is
5pm Monday 11 September 2023**

Entry Checklist

1. Have you sent a Client Permission form to LDI's Executive Officer?
2. Have you removed all references to you & your company from your documents and images?
3. Have you included the following in PDF format?
 - Client Brief & Design Intent
 - Constraints & Opportunities
 - Scope of Works
 - Project Budget
 - Landscape Plan
 - Planting Plan & Schedule
 - Materials schedule
4. Have you included photographs that show the elements of your design ?



If you have any questions about the award entry procedure please contact our Executive Officer:

maureen@ldi.org.au

Ph. 0422 970 618